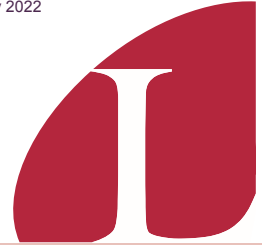


# LIMELITE HIGH IMPACT FINISHING PLASTER



## PRODUCT DATA SHEET

## LIMELITE HIGH IMPACT FINISHING PLASTER

### LIMELITE PLASTER PRODUCTS

### LIMELITE HIGH IMPACT FINISHING PLASTER

#### Description

**Limelite High Impact Finishing Plaster** is a breathable and durable finishing plaster designed to provide a quality finish over **Limelite** backing plasters. The finishing plaster can also be used over lime backgrounds, sand/cement mixes and existing gypsum plaster.

**Limelite High Impact Finishing Plaster** can be used as part of the **Limelite Renovating Plaster System**, which can be applied directly to damp walls or as part of flood remediation works.

Note that gypsum plaster and plasterboard is not breathable, and therefore the benefits of High Impact Finish will be negated when used over gypsum backgrounds.

The plaster dries to an off-white, matte finish and can be left unpainted for a natural look if desired.


#### Uses

When applied as part of the **Limelite Renovating Plaster system**, **Limelite High Impact Finishing Plaster** is ideal for use in heritage restoration, renovation and damp environments.

**Limelite High Impact Finishing Plaster** is suitable for use in commercial and domestic environments where a high level of impact resistance is required.

#### Features

- Suitable for heavily trafficked areas
- Water vapour permeable
- Suitable for damp buildings
- Can be left unpainted for a natural, off white finish
- Rapid drying – 24 hours per coat



#### Fire Resistance

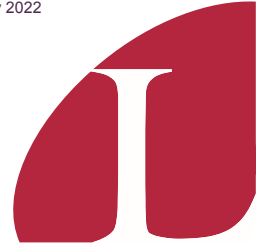
Non-Combustible as defined in B.S. 476: Part 4 and can be designated Class O in accordance with the requirements of the National Building Regulations for use as a surface finishing material.

#### Compatibility

**Limelite High Impact Finishing Plaster** is compatible with most plaster and render backgrounds, including sand and cement, lime, and gypsum. Note, however, that gypsum plaster is not suitable for damp environments and **Limelite High Impact Finishing Plaster** should be considered decorative only if applied onto gypsum backgrounds.

The information supplied in our literature or given by our employees is based upon extensive knowledge and experience. This information, together with that supplied by our agents or distributors, is given in good faith in order to help you. Our Company policy is one of continuous Research and Development; we therefore reserve the right to update this information at any time without prior notice. We also guarantee the consistent high quality of our products; however, as we have no control over site conditions or the execution of the work, we accept no liability for any loss or damage which may arise as a result thereof. Country specific recommendations, depending on local standards, codes of practice, building regulations or industry guidelines, may affect specific installation recommendations. Any existing intellectual property right must be observed. Tarmac's standard terms and conditions apply.

# LIMELITE HIGH IMPACT FINISHING PLASTER



## Typical Performance

Technical Data	
Dry powder density	1000-1200 kg/m <sup>3</sup>
Density air dried	1700 kg/m <sup>3</sup>
Density oven dried	1690 kg/m <sup>3</sup>
Compressive strength at 28 days	15 N/mm <sup>2</sup>
Flexural Strength at 28 days	3.5 N/mm <sup>2</sup>
Modulus of Elasticity	2,100 N/mm <sup>2</sup>
Appearance as supplied	Fine white/off white powder
Appearance after application (dried)	White/Off White
Thermal conductivity (k) at 0% moisture by volume	0.34 W/m°C
Thermal conductivity (k) at 3% moisture by volume	0.47 W/m°C
Setting Time (Temperature Dependant)	90 minutes

Thermal data above is obtained from CIBSE A3 Guide: Thermal Properties of Building Structures.

Technical performance is derived by laboratory testing at 20°C.

## Typical Coverage

Application Thickness	Coverage/25kg	Coverage/Tonne
2 mm	10m <sup>2</sup>	400m <sup>2</sup>

Figures are approximate and do not account for site wastage

## Mixing

For best results **Limelite High Impact Finishing Plaster** should be mixed in a clean mixing vessel using a mechanical mixer such as a slow-speed drill and paddle mixer.

Fill bucket with approximately 7.5 litres of cool, clean water and add 25kg of dry powder to the water and mix for 2-3 minutes until a smooth, homogeneous working consistency is achieved.

Allow to rest for 3 - 5 minutes, then re-mix back to consistency adding small amounts of water if necessary.

## Model Specification

**Limelite High Impact Plaster** is associated with the following NBS clause:

- M20 Plastered/Rendered/Roughcast coatings
- 330 PROPRIETARY LIME:SAND

## Application

**For use as part of the Limelite Renovating Plaster System**  
**Limelite High Impact Finishing Plaster** should be applied in a single coat of between 2-5mm thick. The plaster should be left to set for 90 minutes before using stainless steel trowels to level. Note that **Limelite High Impact Finishing Plaster** has a matt finish and should not be overworked. Do not polish.

### For use over existing plaster finishes

Existing plaster should be clean, level and in good condition. The wall should be primed with **Limelite Easy-Bond** and **Limelite High Impact Finishing Plaster** should be applied once the primer is tacky. **Limelite High Impact Finishing Plaster** should be applied in a single coat of between 2-5mm thick. The plaster should be left to set for 90 minutes before using stainless steel trowels to level. Note that **Limelite High Impact Finishing Plaster** has a matt finish and should not be overworked.

### For use over plasterboard

Due to the high suction of plasterboard, it is recommended that a mist coat of dilute acrylic primer (3:1 Water: Primer) is applied to the plasterboard prior to the application of **Limelite High Impact Finishing Plaster**. Apply the **Limelite High Impact Plaster** onto the plasterboard while the primer is still tacky. However, we would strongly advise not to be used on plasterboard ceilings.

## Decoration

**Limelite plasters** can be decorated 24 hours after application of **Limelite High Impact Finishing Plaster**. Paints used must be breathable, such as mineral based or water based paints.

Wallpaper and tiling is not recommended due to the non-porous nature of the finish. However, if wallpaper or tiling is used the moisture content of the plaster must be checked and deemed suitable by the supplier of the decorative finishes before application.

## Quality Control

**Limelite High Impact Finishing Plaster** is factory blended, tested and packaged to quality control procedures in accordance with BS EN ISO 9001.

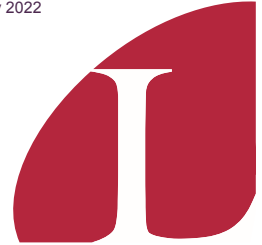
## Clean Up & Spillages

Dry powders should be disposed of as advised on the material safety datasheet.

Tools and equipment can easily be cleaned using water. Cleaning of tools and equipment should be carried out as soon as possible after application.

The information supplied in our literature or given by our employees is based upon extensive knowledge and experience. This information, together with that supplied by our agents or distributors, is given in good faith in order to help you. Our Company policy is one of continuous Research and Development; we therefore reserve the right to update this information at any time without prior notice. We also guarantee the consistent high quality of our products; however, as we have no control over site conditions or the execution of the work, we accept no liability for any loss or damage which may arise as a result thereof. Country specific recommendations, depending on local standards, codes of practice, building regulations or industry guidelines, may affect specific installation recommendations. Any existing intellectual property right must be observed. Tarmac's standard terms and conditions apply.

# LIMELITE HIGH IMPACT FINISHING PLASTER



## Packaging & Storage

**Limelite High Impact Finishing Plaster** is available in 25kg paper bags palletised and shrink wrapped.

Palletised **Limelite High Impact Finishing Plaster** should be stored in cool dry areas clear of the ground, sheeted or under cover and stacked not more than two pallets high. The product should be used on a first in – first out basis. Shelf life is 6 months' subject to temperature and humidity.

Individual bags of **Limelite High Impact Finishing Plaster** should be stored in sealed original packaging in a dry location at temperatures between 5°C and 30°C. Avoid exposure to water, frost or heat – extremes in temperatures and high humidity will lead to a reduced shelf life.

## Information, Prices & Ordering

If you have any questions about choosing the right product for your particular job, or if you are ready to order, please call us on:

**03444 63 00 46**

Tarmac Building Products Ltd  
Swains Park Industrial Estate  
Park Road, Swadlincote  
Overseal, Derbyshire  
DE12 6JT

Tel : **03444 63 00 46**

Email : [limelite@tarmacbp.co.uk](mailto:limelite@tarmacbp.co.uk)

Web: [www.limeliteplaster.co.uk](http://www.limeliteplaster.co.uk)

## Health & Safety

Health and safety advice, which must be followed, can be found on the Material Safety Data Sheet.

Users are advised to wear protective clothing when using **Limelite High Impact Finishing Plaster** including face mask, goggles, gloves and overalls when handling, mixing and applying this product. Skin contact should be avoided, and any eye contact should be dealt with promptly by irrigation with clean water.



Tarmac Building Products Limited, 110, Railway Drive, Wolverhampton, WV1 1LH  
13  
DoP No. 005

EN 13279-1:2008

Thin coat plaster finishing product C6/20/2

Reaction to fire: Euroclass A1  
Direct airborne sound insulation: NPD  
Thermal resistance: NPD

The information supplied in our literature or given by our employees is based upon extensive knowledge and experience. This information, together with that supplied by our agents or distributors, is given in good faith in order to help you. Our Company policy is one of continuous Research and Development; we therefore reserve the right to update this information at any time without prior notice. We also guarantee the consistent high quality of our products; however, as we have no control over site conditions or the execution of the work, we accept no liability for any loss or damage which may arise as a result thereof. Country specific recommendations, depending on local standards, codes of practice, building regulations or industry guidelines, may affect specific installation recommendations. Any existing intellectual property right must be observed. Tarmac's standard terms and conditions apply.